

# ABACUS

Design G. & O. Buratti

DIVANO | SOFA

2020



Sistema di sedute modulare con base in massello di noce canaletta e puntali in cromo nero e ottone spazzolato. Rivestimento sfoderabile nei tessuti della collezione e non sfoderabile in pelle. Sedute con telaio in metallo cinghiato rivestite in vellutino tecnico. I cuscini di seduta sono imbottiti con poliuretano espanso a quote differenziate ad alta resilienza, con la parte superiore in Memory Foam e rivestimento in ovatta accoppiata con cotone e vellutino. Braccioli e schienali presentano una struttura in multistrato di betulla e massello di abete e imbottitura in poliuretano espanso a quote differenziate con rivestimento in ovatta bianca accoppiata con cotone e vellutino. I cuscini schienale (larghezza cm. 60/75/80) sono imbottiti con piuma d'oca canalizzata (etichetta Oro secondo la certificazione Assopiuma), inserto in poliuretano espanso e foderati con tessuto di cotone anti-piuma. Le basi, disponibili in diverse dimensioni (larghezza cm.80-100-160-200-240-300), a cui si aggiungono gli elementi trapezoidali che possono essere combinati per formare penisole o sedute con profondità maggiorata. I braccioli possono essere imbottiti oppure con funzione tavolino integrato in legno massello di noce canaletta. Su questi è possibile appoggiare un cuscino 45x45 cm.

*Modular sofa with frame in solid canaletta walnut and black chrome or brushed brass end-feet. The cover in the fabrics of the collection is removable. Cover in leather non-removable. The seats lie on a belted metal frame covered by technical velvet. The seat cushions are upholstered with high-resilient crush-proof polyurethane foam with different densities. The upper part is in Memory Foam and the cover in padding paired with cotton and velveteen fabric. The frame of the arms and backs is made of solid fir wood and birch plywood, upholstered with crush-proof polyurethane foam with different densities and covered by white padding paired with cotton and velveteen fabric. The backrest cushions (width cm. 60/75/80) are filled with canalized goose feather (Golden label certified by Assopiuma), with crush-proof polyurethane insert and covered by feather proof cotton fabric. The bases are available in different dimensions (width cm. 80-100-160-200-240-300) and can be combined with additional trapezoidal elements to create peninsulas or seats with increased depth. The armrests can be padded or they can also be used as a side table, adding a side table element in solid canaletta walnut. On these elements it is possible to place a 45x45 cm cushion.*

*Modulares Sofa mit Untergestellen in massivem Nussbaum canaletta Holz. Die Fussenden sind in der Ausführung schwarz-chrom, oder in gebürstetem Messing lieferbar. Bezüge in Stoff sind abziehbar, in Leder sind die Elemente festbezogen. Die Unterpolsterung besteht aus einem Metallrahmen und Polstergurten, welche mit einem Überbezug abgedeckt sind. Die Sitzkissen bestehen aus einem unverformbaren Polyurethanschaum aus unterschiedlichen Dichten. Die oberste Abdeckung besteht aus Dacronwatte, welche mit einem Baumwolltrell abgedeckt ist. Der Unterbau der Arm- und Rückenlehnen wird aus massivem Tannenholz gefertigt. Die Korpen sind mit unverformbaren Polyurethanschaum abgedeckt und zusätzlich mit Baumwolltrell überzogen. Die Rückenkissen (Breite 60/75/80 cm) bestehen aus einem unverformbaren Polyurethankern und sind zusätzlich mit sterilisierten Gänsedaunen (Assopiuma zertifiziert) gefüllt und mit einem federfesten Baumwollgewebe bezogen. Die Elemente sind in unterschiedlichen Breiten erhältlich (B. 80-100-160-200-240-300 cm) und können zusätzlich mit trapezförmigen Elementen kombiniert werden, um Halbinseln, oder Sitzflächen in größerer Tiefe zu erstellen. Armlehnen können gepolstert, oder durch beistellen von Beistelltischelementen (aus massivem Nussbaum canaletta) gestaltet werden. Auf diese Elemente können zusätzlich losen Kissen (45 x 45 cm) platziert werden.*

*Système modulaire avec structure en noyer canaletta massif et pieds en métal en finition chromé noir ou laiton bronzé brossé. Revêtement déhoussable dans les tissus de la collection, mais fixe dans la version en cuir. Les coussins d'assise sont placés sur un cadre en métal à sangles, revêtu en velour technique. Coussins d'assise rembourrés en polyuréthane expansé à haute résilience à densité différenciée. Partie supérieure en mousse à mémoire de forme (Memory Foam) et revêtue en ouate, coton et velour. Structure des accoudoirs et du dossier en sapin massif et bouleau contreplaqué, rembourrée en polyuréthane expansé à densité différenciée et revêtue en ouate blanche, coton et velour. Coussins cale-reins (longueur 60/75/80 cm) rembourrés en plume d'oie canalisée (certifiée Assopiuma, Etiquette Or) avec inserts en polyuréthane et revêtus en coton anti-plume. Bases disponibles dans six dimensions différentes (longueur 80 - 100 - 160 - 200 - 240 - 300 cm) qui peuvent être combinées avec éléments trapézoïdales pour créer configurations à îlot ou augmenter la profondeur des assises. Les accoudoirs peuvent être rembourrés ou avoir fonction de table basse intégrée en noyer canaletta massif où il est possible de placer un coussin 45 x 45 cm.*

*Sofá modular con estructura de nogal canaletta macizo y pies de metal acabados en cromo negro o latón cepillado. Revestimiento desenfundable en las telas de la colección y no desenfundable en piel. Estructura del asiento en metal con correas revestida de terciopelo técnico. Cojines del asiento con relleno de poliuretano expandido de densidades diferenciadas con alta resiliencia, parte superior en Memory Foam y revestimiento de guata combinada con algodón y terciopelo. Estructura de apoyabrazos y respaldos en contrachapado de abedul y abeto macizo, con relleno de poliuretano de densidades diferenciadas revestido de guata blanca combinada con algodón y terciopelo. Cojines del respaldo (ancho cm. 60/75/80) con relleno de pluma de ganso canalizada (etiqueta de Oro según el certificado Assopiuma) revestido con tela de algodón anti-pluma. Las bases, disponibles en seis tamaños diferentes (ancho cm. 80-100-160-200-240-300), se pueden combinar con elementos trapezoidales para crear composiciones con península o para incrementar la profundidad del asiento. Los brazos pueden ser tapizados o se pueden sustituir con mesas auxiliares de madera maciza, donde es posible apoyar un cojín adicional 45x45 cm.*



# ABACUS

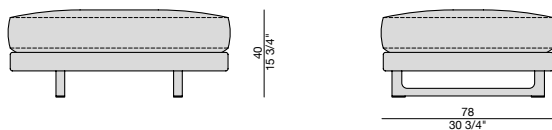
Design G. & O. Buratti

DIVANO | SOFA

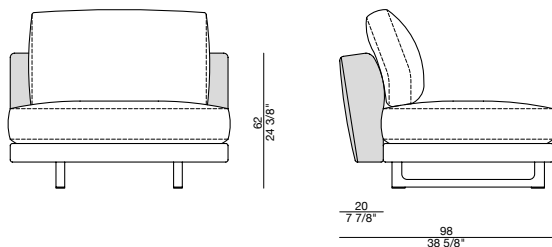
2020



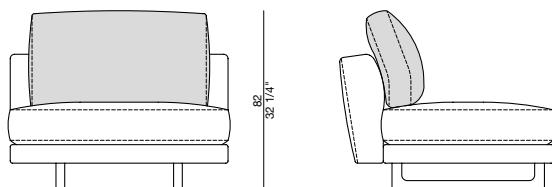
SEDUTA  
SEAT




SCHIENALE  
BACK



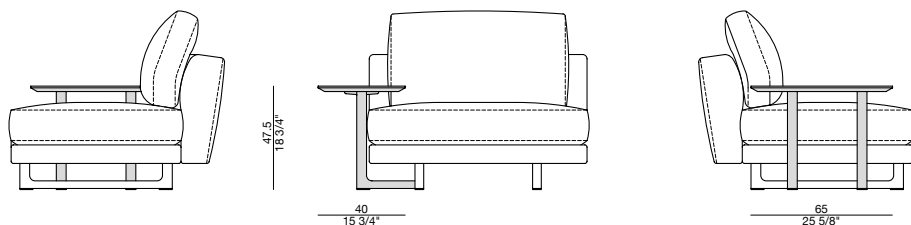
CUSCINO SCHIENALE  
BACK CUSHION



BRACCIOLO  
ARM



TAVOLINO  
SIDE TABLE





# ABACUS

Design G. & O. Buratti

DIVANO | SOFA

2020

## BASE 80



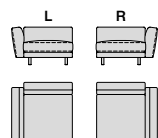
09.0300



09.0300\_01



09.0300\_02



09.0300\_03

## BASE 160



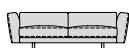
09.0301



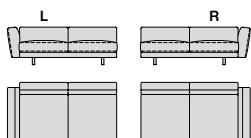
09.0301\_01



09.0301\_02



09.0301\_03



09.0301\_04

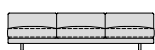


09.0301\_05

## BASE 240



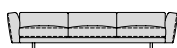
09.0302



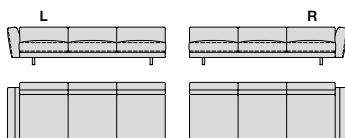
09.0302\_01



09.0302\_02



09.0302\_03



09.0302\_04



09.0302\_05

## BASE 100



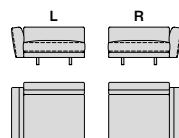
09.0303



09.0303\_01



09.0303\_02



09.0303\_03

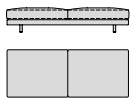
# ABACUS

Design G. & O. Buratti

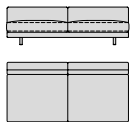
DIVANO | SOFA

2020

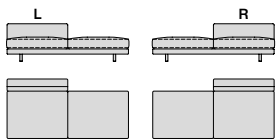
## BASE 200



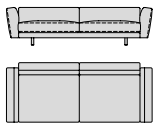
09.0304



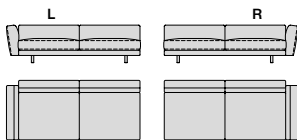
09.0304\_01



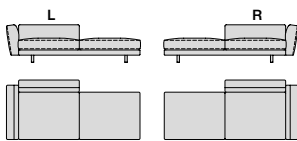
09.0304\_02



09.0304\_03

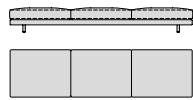


09.0304\_04

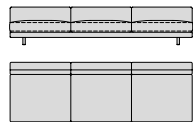


09.0304\_05

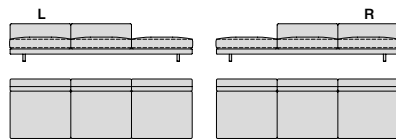
## BASE 300



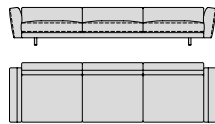
09.0305



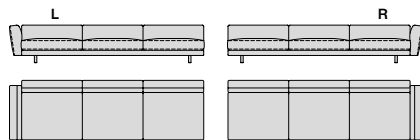
09.0305\_01



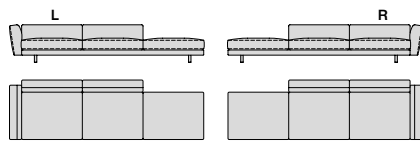
09.0305\_02



09.0305\_03

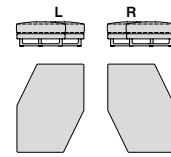


09.0305\_04

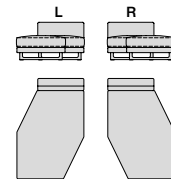


09.0305\_05

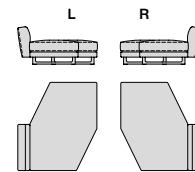
## CHAISE LONGUE



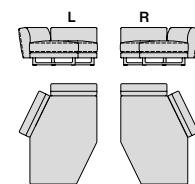
09.0306



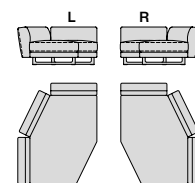
09.0306\_01



09.0306\_02



09.0306\_03



09.0306\_04

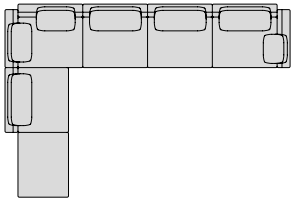
# ABACUS

Design G. & O. Buratti

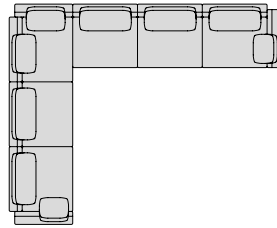
DIVANO | SOFA

2020

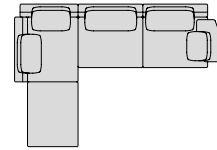
**Comp. A**



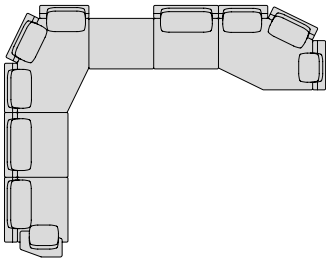
**Comp. B**



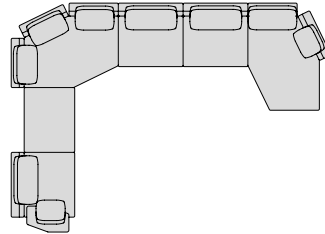
**Comp. C**



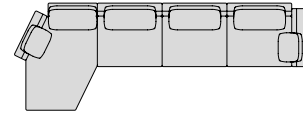
**Comp. D**



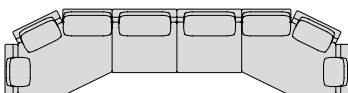
**Comp. E**



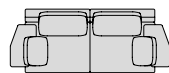
**Comp. F**



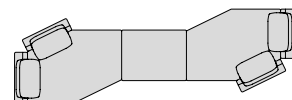
**Comp. G**



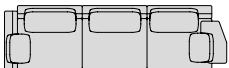
**Comp. L**



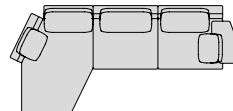
**Comp. H**



**Comp. M**



**Comp. I**




**Comp. N**



## Essenze | Wood



Noce canaletta  
Canaletta walnut




Noce canaletta  
tinto moka  
Canaletta walnut  
moka stained




Noce canaletta  
tinto wengè  
Canaletta walnut  
wengè stained

## Laccato opaco poro chiuso | Matt Lacquered closed pore



Bianco  
White  
(RAL 9016)



Avorio  
Ivory  
(RAL 1013)



Argilla  
Argilla  
(RAL 7006)



Cioccolato  
Chocolate  
(RAL 8019)



Nero  
Black  
(RAL 9005)



Iron  
Iron  
(RAL 7011)



Granata  
Granata  
(NCS S4050Y90R)

## Metallo | Metal



Cromo nero  
Black chromed



Ottone spazzolato  
Brushed brass



## Pelle | Leather

Cat. LUX




Nabuk

Cat. PLUS




Pelle PLUS

Cat. EXTRA



Pelle EXTRA


Cat. PELLE




Pelle

## Rivestimento | Cover

Cat. A



Twist



Zante


Cat. B




Bouclage



Motley



Tammy



Rabat


Cat. C




Armam



Ikat




Lint



Loom




Madras



Moleskin




Moran




Patch



Silesia




Serge




Velvet

Cat. D



Paros  
eco leather




Range




Tress

Cat. E



Dorian



In Bianco/Calico

Cat. COM

Disponibile con tessuto fornito dal cliente.

Available with fabric supplied by the customer.

Verfügbar mit Kundenstoff.

Disponibile avec tissu du client.

Disponibile con tela suministrada por el cliente.